






EASTER BINGO





EASTER BINGO

INSTRUCTIONS

Hello there!

Let me explain to you how we will play a game today.

First, I would like you to cut out each game calling cards

Take your time and make sure you don't cut anything important.



Next, put all the things into a bag. It can be any bag you have in the classroom, like a grocery bag or a lunch bag.

Now, we're going to pull cards from the bag. You can either reach in and grab a card without looking or shuffle the cards first and then pick one.



If you want to track which cards have been picked already, mark each card as you announce it.

This way, we will only select the same card once.

Are you ready to play? Let's have some fun!




EASTER BINGO



FREE



EASTER BINGO



FREE



EASTER BINGO





EASTER BINGO



EASTER BINGO



FREE





EASTER BINGO



EASTER BINGO



FREE



EASTER BINGO




EASTER BINGO





EASTER BINGO



EASTER BINGO





FREE



EASTER BINGO




EASTER BINGO



FREE



EASTER BINGO



FREE



EASTER BINGO



EASTER BINGO



EASTER BINGO



EASTER BINGO



EASTER BINGO



EASTER BINGO




EASTER BINGO

		
	FREE	
		

EASTER BINGO



FREE



EASTER BINGO



EASTER BINGO



EASTER BINGO



EASTER BINGO



EASTER BINGO



EASTER BINGO



EASTER BINGO






EASTER BINGO












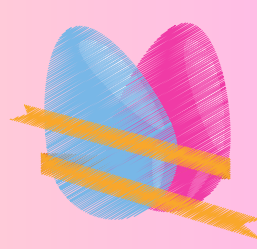
EASTER BINGO

	FREE	









Caring FOR CLASSROOMS

